

## After the Bell Updates

05th Jan 2024 | 05.00 p.m IST 2022



### Market Overview -

#### Indian markets closed in Green

The Indian stock market closed in green in today's trading session. Nifty50 closed at 21710.80 which is up by 52.20 Points whereas other manor indices such as Nifty Bank, Nifty IT & Nifty FMCG closed -0.08 %,1.29 %,-0.06 % respectively





The top gainers of the day were ADANIPOINTS gained 2.65% points, LT gained 2.60% Points & TCS gained 1.96% points, Whereas top losers were BRITANNIA which lost -1.62% points, NESTLEIND which lost -1.61 % Points & JSWSTEEL Lost -1.04% Points

The major announcement & news were the Kotak bullish on SBI among the PSU bank pack, raises price target, ISRO gears up to put Aditya-L1 spacecraft in its final destination orbit on January 6, U.S. spot bitcoin ETFs could win approval next week after last-minute application updates

### Our Take

Nifty may take support from 21,550 and resistance around 21,900  
Nifty Bank support may place around 47,800 and resistance around 48,500

## Market Buzz

-  Suzlon Energy rises 2% on bagging 225-MW wind energy project from Ever new Energy
-  Titan Q3 update: Revenue growth at 22% YoY, total 90 stores added
-  Business as usual say brokerages on recently-released draft CERC regulations
-  GST authorities drop Rs 7 crore service tax demand against CCI

## Global Indices Market

Global Indices	(Close)	(Points)	Change(%)
SGX Nifty*	21,776.00	-2.00	-0.00
Dow Jones	37,466.11	25.77	0.07
NASDAQ	14,524.07	13.77	0.09
S&P 500	4,697.24	8.56	0.18
FTSE 100	7,689.61	33.46	-0.43
Nikkei 225*	33,377.42	132.21	0.40
Hang Seng*	16,498.00	-116.00	-0.70

Source : Investing.com \*(as of 11:55pm) IST

## Sectorial Indices


Sector	Close	Points	Change %
Bank Nifty	48,159.00	-36.85	-0.08
Nifty IT	34,851.75	442.35	1.29
Nifty FMCG	57,667.35	-36.55	-0.06
Nifty Pharma	17,358.60	-54.60	-0.31

## Nifty Top Gainers & Losers

Gainers	% Change	Losers	Change %
ADANIPOINTS	2.65%	BRITANNIA	-1.62%
LT	2.60%	NESTLEIND	-1.61%
TCS	1.96%	JSWSTEEL	-1.04%
SBILIFE	1.60%	KOTAKBANK	-1.01%
LTIM	1.37%	DIVISLAB	-0.99%

## Intraday Support & Resistance levels

Scrip Code	Act	View	Support	Resistance
LTIM	L	BULLISH	5713.95	6615.95
SBILIFE	L	BULLISH	1377.75	1489.70
JSWSTEEL	S	BEARISH	819.50	918.25
DIVISLAB	S	BEARISH	3662.30	4048.75
BRITANNIA	S	BEARISH	4988.30	5537.30

Connect with us at : [www.absolutefinserve.com](http://www.absolutefinserve.com) [info@absolutefinserve.com](mailto:info@absolutefinserve.com)  +918792921949


### Disclaimer:

The information is only for consumption by the client & such material should not be redistributed. This document is presented by Mr. Manu Chhabra Proprietor of Absolute Finserve, registered under SEBI (Investment Advisers) Regulation, 2013. The sole purpose of this document is to benefit and internal use of the recipient. On the way of preparation of this document, we have made a couple of assumptions and relied on information available in public sources and we don't owe the accuracy and completeness of the information. These assumptions and views are reasonably good to adopt but may subject to change in the future. Current market prices and general market sentiments are considered in the computation and AbsoluteFinserve doesn't represent or warranty these assumptions. This document doesn't claim to provide all the information required by the recipient. Information furnished on business, finance, legal, tax or other subjects should not be interpreted as advice neither in the present nor in future and recipients are suggested to consult respective advisors to make the right investment in securities. Needless to mention investment in equity and equity-related securities involves risk so investors are advised to invest only if they can afford to handle loses. Investors are also advised to do own examination of companies and avail advice from experts. Investors need to understand the price of securities may fluctuate anytime and result in loss. If any direct, indirect, special, incidental, consequential, punitive or exemplary damages, occur neither Absolute Finserve nor its employees are responsible in any way. This document doesn't form any kind of contract nor does it make any offer for sale, or invitation to subscribe for or purchase securities of the company. Absolute Finserve or any of its stakeholders like

affiliates, officers, directors, key managerial persons, and employees, including persons involved in the preparation or issuance of this material may sell or buy securities of the company/companies mentioned here. Absolute Finserve doesn't guarantee or warranty or represents express or implied, with respect to the fairness, correctness, website Facebook LinkedIn Instagram accuracy, adequacy, reasonableness, viability for any particular purpose or completeness of the information and opinions. The above newsletter or given piece of information is just to educate it's readers via given platform. The IA never vouches for the accuracy of any given script above and suggest to consult with their respective Investment advisor before investing into the market. The above data has been taken from various web resources and are available publicly thus its accuracy can not be vouched by the investment advisor. The securities quoted are for illustration only and are not recommendatory. Registration granted by SEBI, membership of BASL (in case of IAs) and certification from NISM in no way guarantee performance of the intermediary or provide any assurance of returns to investors.

**" Investment in securities market are subject to market risks. Read all the related documents carefully before investing."**

**Services Limited to advisory only:** The client is making payment for advisory services we do not take any kind of investments from clients nor we handle any Demat account. The services of Absolute Finserve are limited to providing trading signals to its clients. We do not ask for the DEMAT or Personal credentials from the clients. Absolute Finserve is an investment advisory firm that never trades on behalf of the subscriber. Also, any amount paid to us is only a subscription charge paid to avail our investment advisory services of market-related tips and recommendations AbsoluteFinserve disclaims all liability in relation to the use of data or information used in this report which is sourced from third parties. Client acknowledges that the Advisor's, investment recommendations involve some degree of risk. Client acknowledges that all investment activity in Client's Account shall be at Client's own risk, which can result in loss of Client's investment capital, annual income, and/or tax benefits. Client acknowledges that the Advisor will not reimburse Client for any losses. Client acknowledges that the Advisor's past performance of recommended investments should not be construed as an indication of future results, which may prove to be better or worse than the past Client acknowledges that the Advisor does not claim to be able to accurately predict the short-term future investment performance of any individual security or of a group of securities. Client acknowledges that the Advisor makes judgmental evaluations before providing investment advice for Client. In making judgmental evaluations, the Advisor agrees to use its best efforts to review sources of information that it has found to be valuable, accurate and reliable. Client acknowledges that the Advisor cannot and does not survey all sources of publicly available information. Client acknowledges that the Advisor is not responsible for the accuracy or completeness of information furnished to the Advisor by Client or by any other party.



You are receiving this email as you signed up for our newsletters.  
Want to change how you receive these emails?  
You can [Unsubscribe](#) or [Update your preferences](#)